



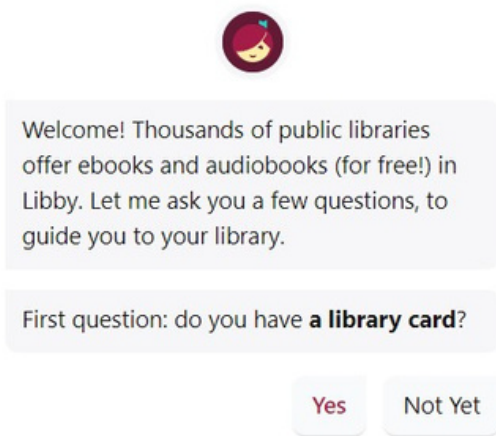
Libby.

How do I get started?

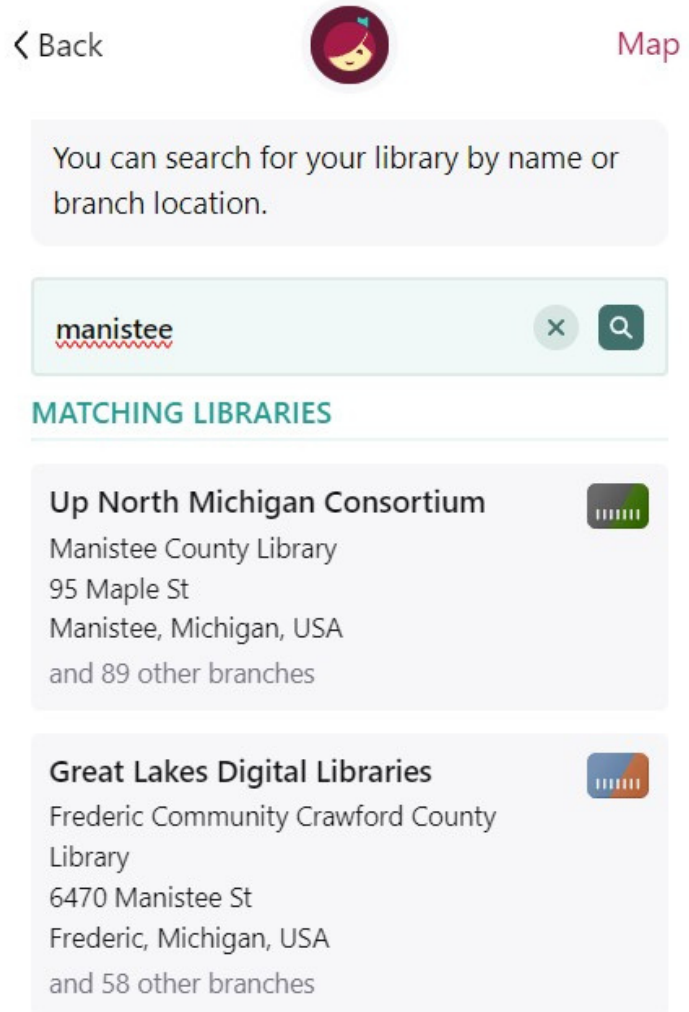
First thing you'll need to do is download the Libby App.

Head to the App Store on an iOS device, or the Google Play store for Androids.

Have a Kindle Fire? [Learn how to download Libby here.](#)



When you first open the app, it will ask if you have a library card. Select **Yes**.



Now Search for your library by name or zip code.



Add a library card for **Up North Michigan Consortium** so you can borrow titles and place holds.

Sign In With My Card

I Would Like A Card

After selecting "Sign In With My Card", it will ask you to pick your specific library. Hit "More" and scroll down until you find Manistee County Library and select.

Now it will ask for you Library Card information. First enter you full Library Card number and then your PIN. **Your PIN is the last 8 digits of your Library Card number.**

< Back



Let's sign into your account. Where do you use your library card?

Alcona County Library

Alden District Library

Barryton Public Library

52 MORE

PARTNER LIBRARIES

With a few limitations, your cards at some partner libraries can be used here too.

Addison Township Public Library

Allen Park Public Library

Auburn Hills Public Library

187 MORE

Not sure which option to choose? Your library can offer guidance



< Back



Enter your library account details. (If you need help, [get in touch](#).)



.....

Don't know your PIN? Ask your library.

Sign In



Search



Library



Menu




Shelf



Timeline

At the bottom of your screen is your navigation bar (to turn on the labels, head to the menu and settings).

- Use **Search** to search for specific books or authors.
- Use **Library** to just browse the collection if you aren't looking for anything in particular.
- Use **Menu** to go to change your library if you have multiple library cards, access settings, or access help.
- Use **Shelf** to access your current checkout and current holds.
- Use **Timeline** to look at your "history", all of your past checkouts and past holds.

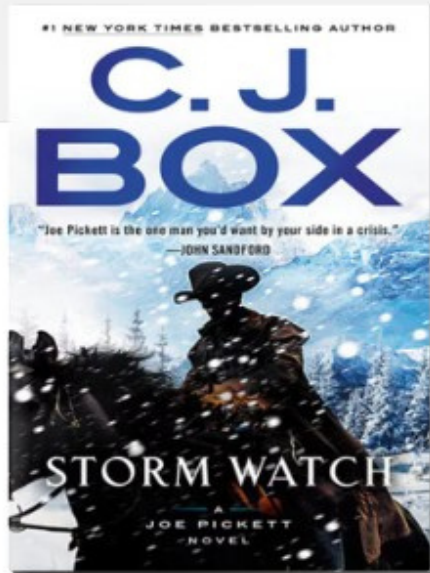


Borrow



Read Sample

Tag



Place Hold



Read Sample

Tag

If you find a book you want to read, simply hit borrow! If it is currently checked out to someone else, you have the option to place it on hold, just like a physical book.

If you have more questions about how to use Libby, check out our [FAQ](#), or the [Libby help page](#) for more info.